



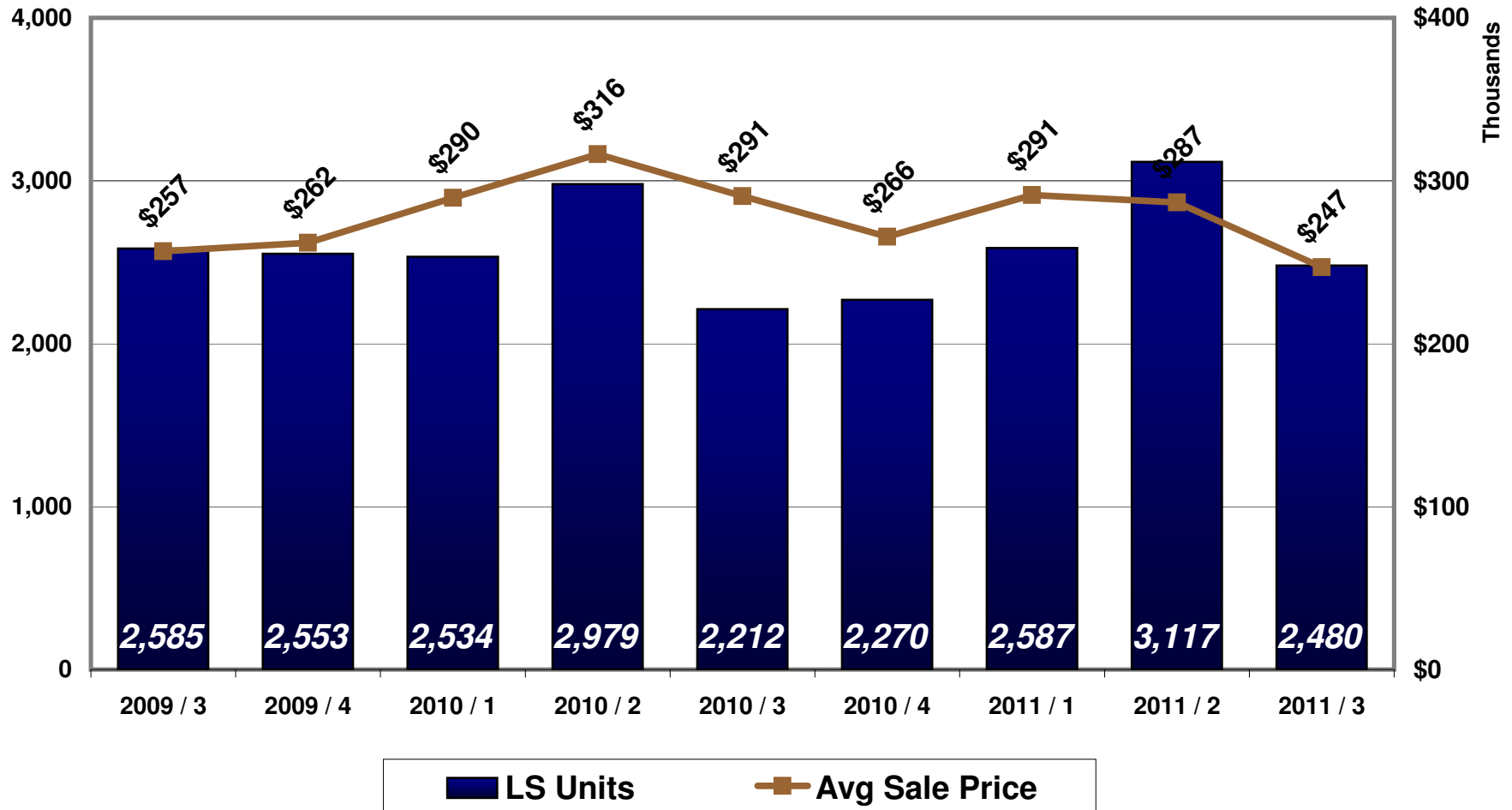
9 Quarter History Listings Sold Desert Area MLS

Avg Sales Price Trend

1 Year: - 15.0%
2 Year: - 3.8%

LS Units Trend

1 Year: - 12.1%
2 Year: - 4.1%

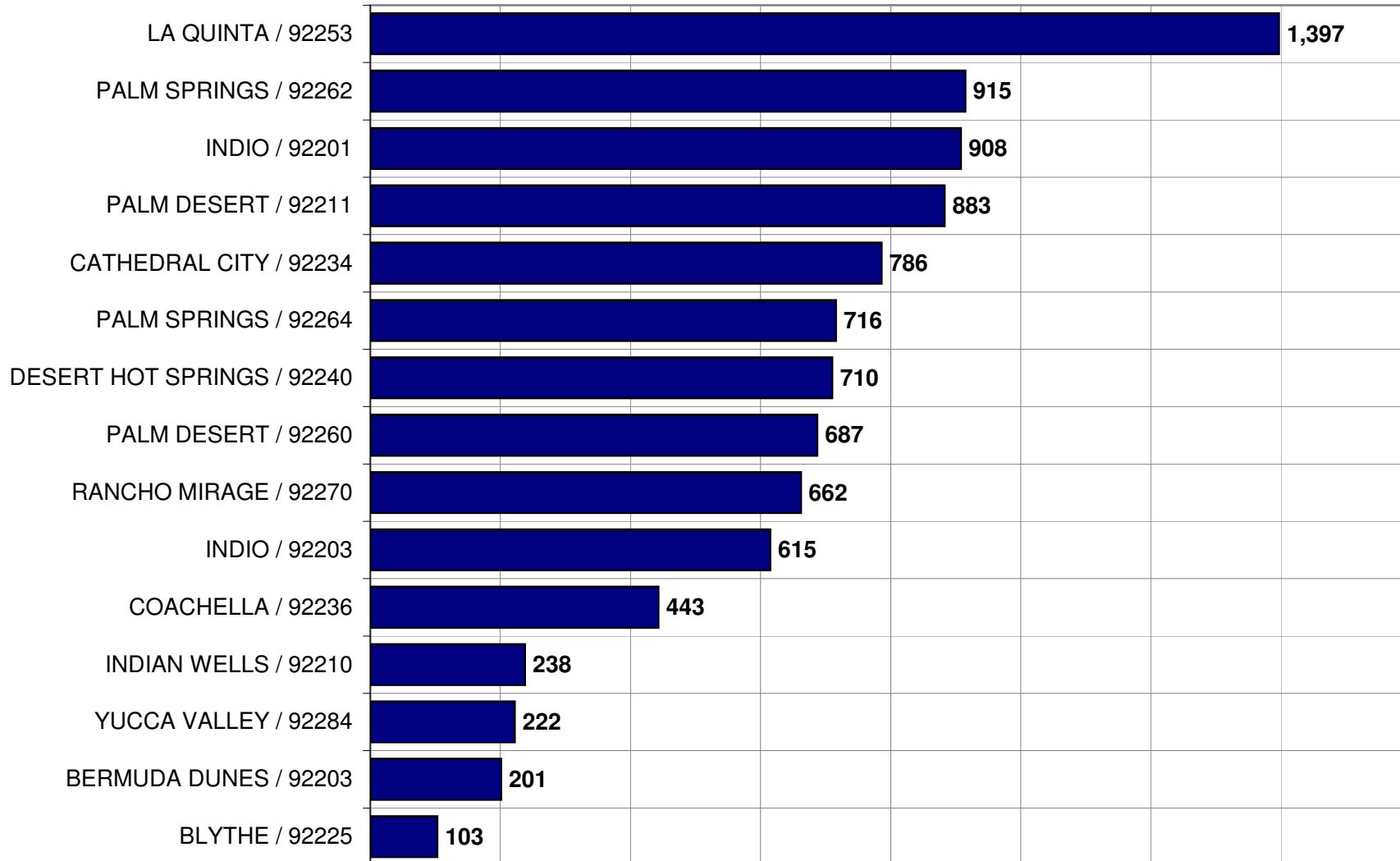


Source: Desert Area Multiple Listing Service and its member Association(s) of REALTORS, who are not responsible for its accuracy. Analysis dates are 10/1/2010 – 9/30/2011. Does not reflect all results or all activity in the marketplace due to space limitations and editorial intent. Copyright © 2011, Real Data Strategies, Inc. All rights reserved.

DESERT AREA MULTIPLE LISTING SERVICE

Listings Units Sold and Closed

by Property City and Zip Code With More than 100 Homes Sold

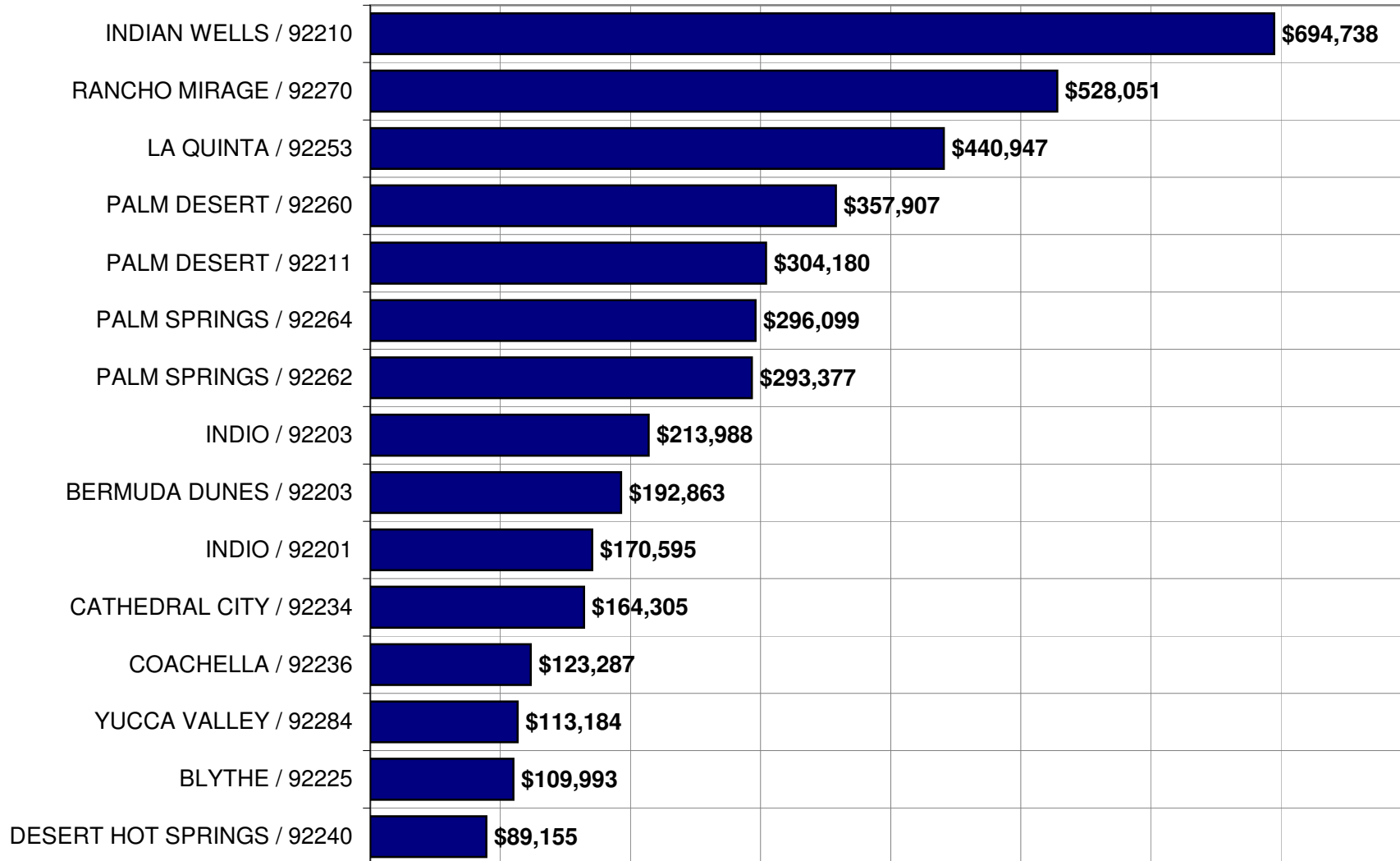


Source: Desert Area Multiple Listing Service and its member Association(s) of REALTORS, who are not responsible for its accuracy. Analysis dates are 10/1/2010 – 9/30/2011. Does not reflect all results or all activity in the marketplace due to space limitations and editorial intent. Copyright © 2011, Real Data Strategies, Inc. All rights reserved.

DESERT AREA MULTIPLE LISTING SERVICE

Listings Sold: Average Sale Price

by Property City and Zip Code With More than 100 Homes Sold

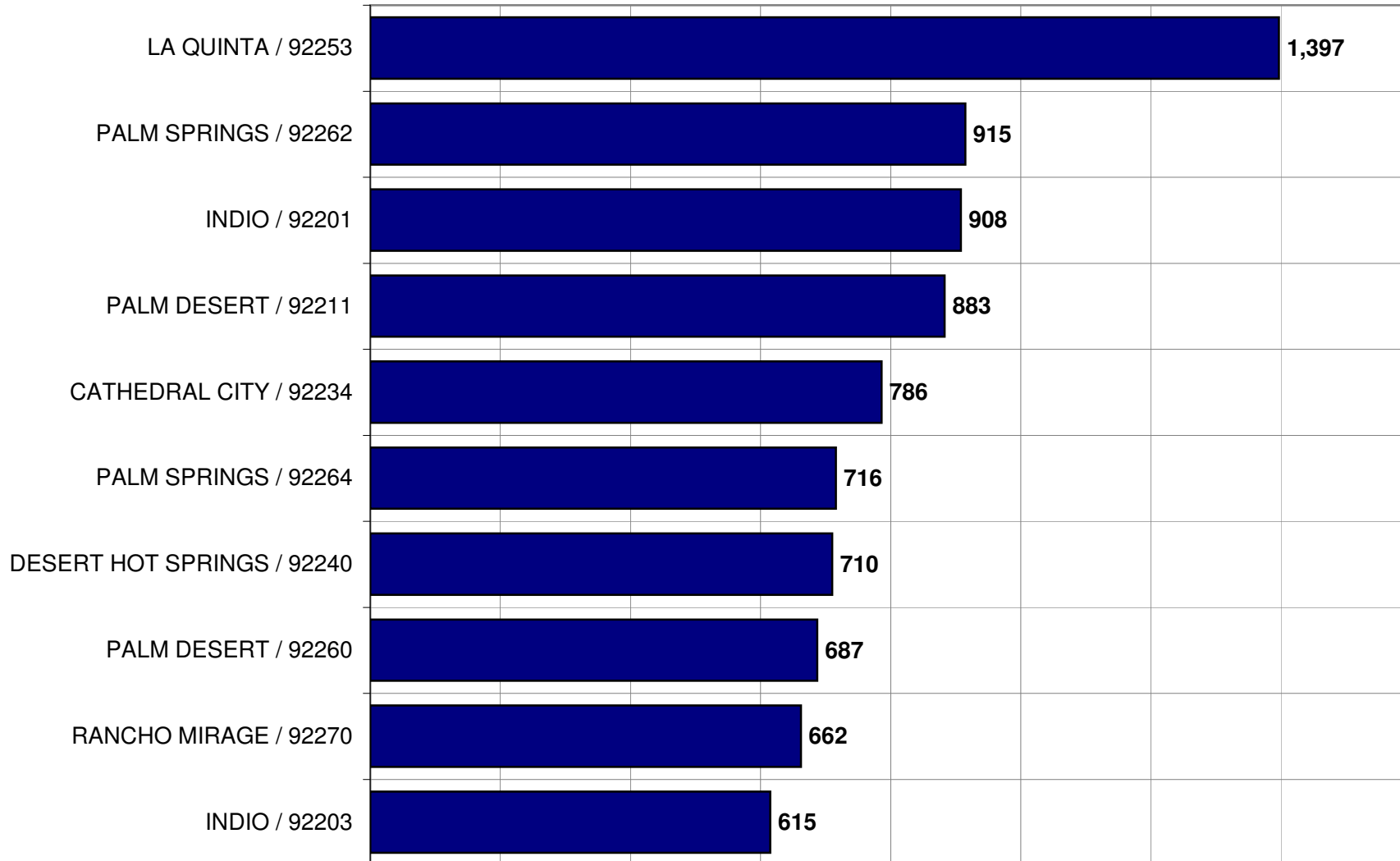


Source: Desert Area Multiple Listing Service and its member Association(s) of REALTORS, who are not responsible for its accuracy. Analysis dates are 10/1/2010 – 9/30/2011. Does not reflect all results or all activity in the marketplace due to space limitations and editorial intent. Copyright © 2011, Real Data Strategies, Inc. All rights reserved.

DESERT AREA MULTIPLE LISTING SERVICE

Listings Units Sold and Closed

by Property City and Zip Code With More than 500 Homes Sold

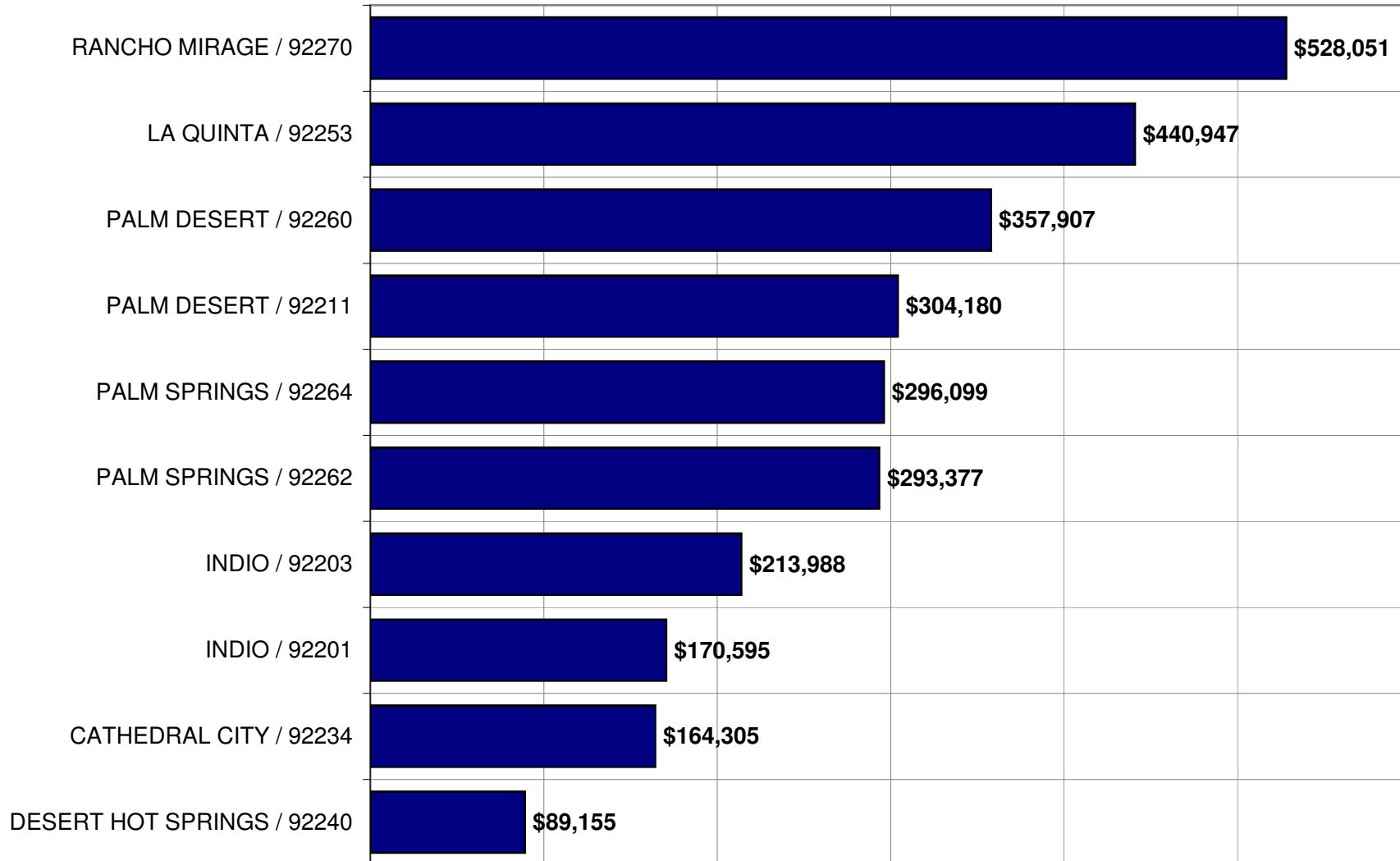


Source: Desert Area Multiple Listing Service and its member Association(s) of REALTORS, who are not responsible for its accuracy. Analysis dates are 10/1/2010 – 9/30/2011. Does not reflect all results or all activity in the marketplace due to space limitations and editorial intent. Copyright © 2011, Real Data Strategies, Inc. All rights reserved.

DESERT AREA MULTIPLE LISTING SERVICE

Listings Sold: Average Sale Price

by Property City and Zip Code With More than 500 Homes Sold

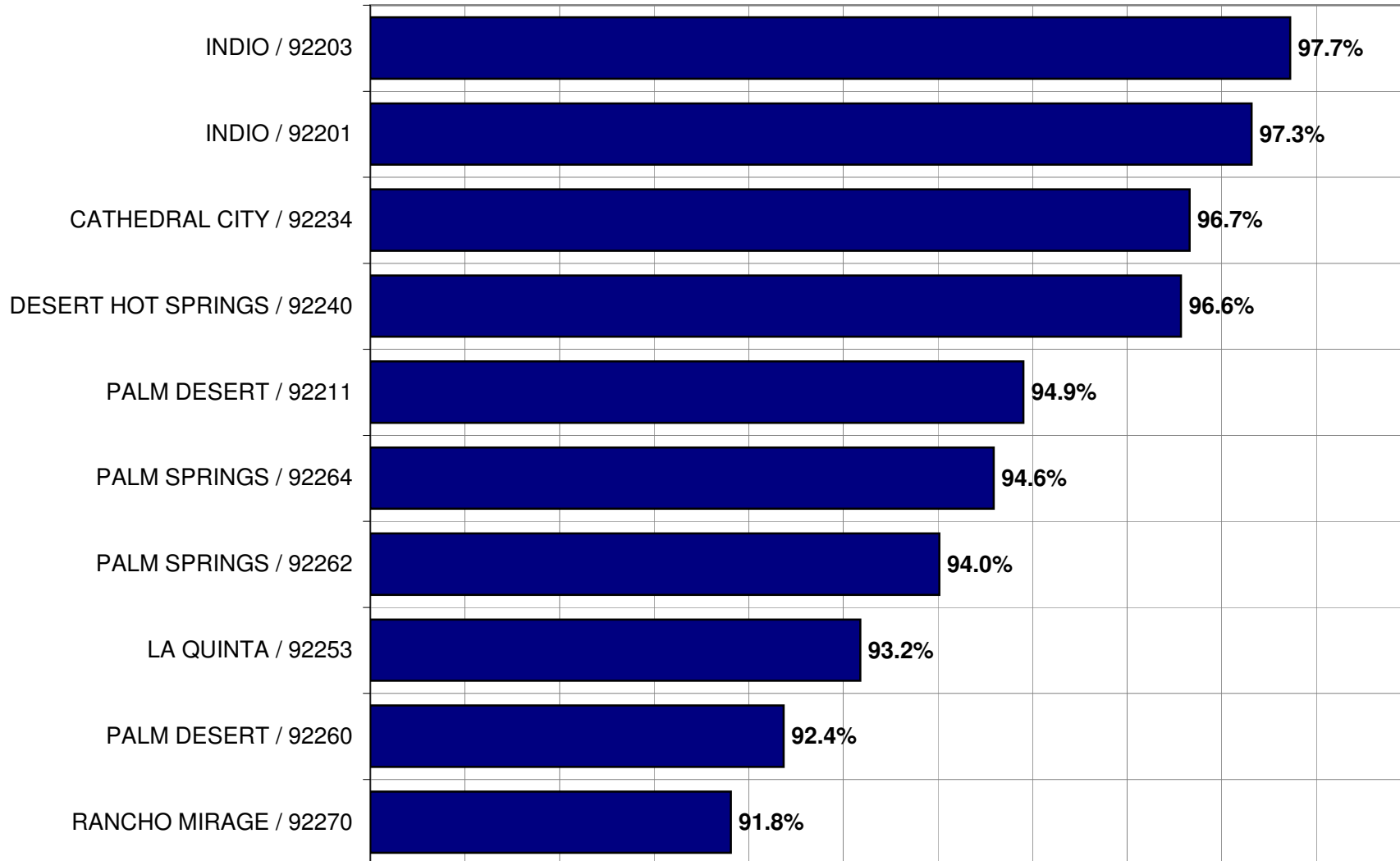


Source: Desert Area Multiple Listing Service and its member Association(s) of REALTORS, who are not responsible for its accuracy. Analysis dates are 10/1/2010 – 9/30/2011. Does not reflect all results or all activity in the marketplace due to space limitations and editorial intent. Copyright © 2011, Real Data Strategies, Inc. All rights reserved.

DESERT AREA MULTIPLE LISTING SERVICE

Listings Sold: ASP to ALP Ratio

by Property City and Zip Code With More than 500 Homes Sold

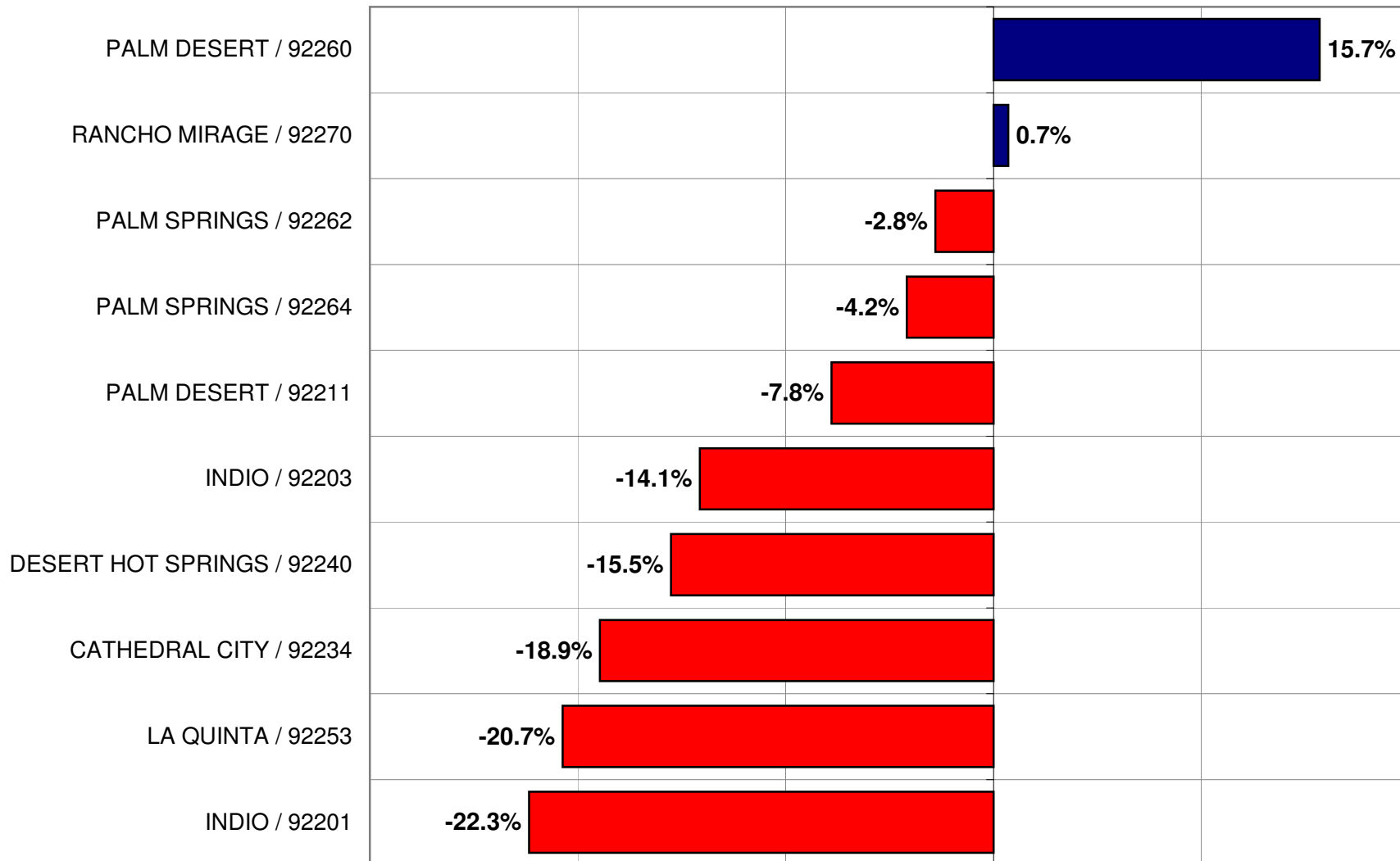


Source: Desert Area Multiple Listing Service and its member Association(s) of REALTORS, who are not responsible for its accuracy. Analysis dates are 10/1/2010 – 9/30/2011. Does not reflect all results or all activity in the marketplace due to space limitations and editorial intent. Copyright © 2011, Real Data Strategies, Inc. All rights reserved.

DESERT AREA MULTIPLE LISTING SERVICE

1 Year Average Sale Price Change: Q3 2011 and Q3 2010

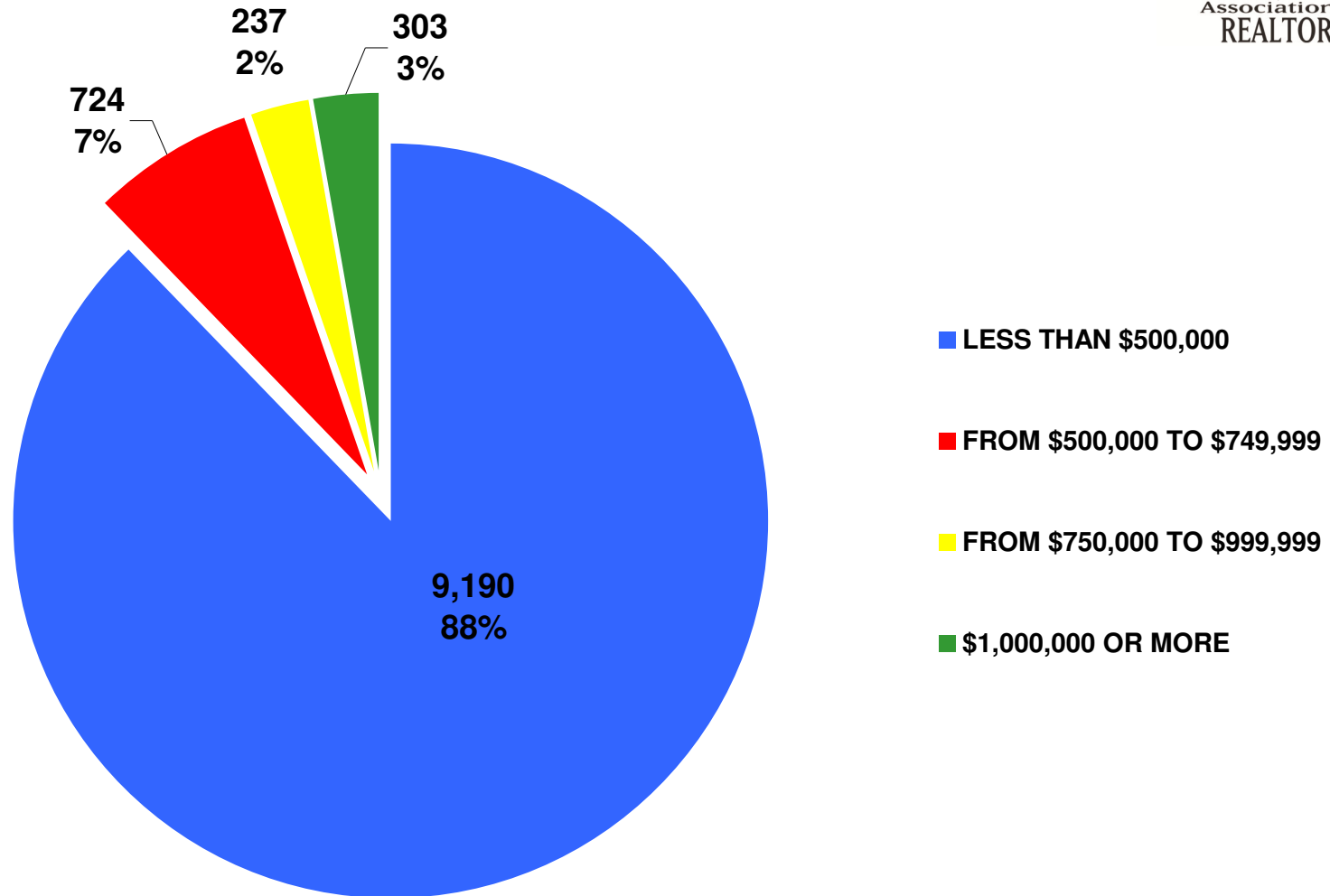
by Property City and Zip Code With More than 500 Homes Sold



Source: Desert Area Multiple Listing Service and its member Association(s) of REALTORS, who are not responsible for its accuracy. Analysis dates are 10/1/2010 – 9/30/2011. Does not reflect all results or all activity in the marketplace due to space limitations and editorial intent. Copyright © 2011, Real Data Strategies, Inc. All rights reserved.

DESERT AREA MULTIPLE LISTING SERVICE

Listings Sold by Price Range



Source: Desert Area Multiple Listing Service and its member Association(s) of REALTORS, who are not responsible for its accuracy. Analysis dates are 10/1/2010 – 9/30/2011. Does not reflect all results or all activity in the marketplace due to space limitations and editorial intent. Copyright © 2011, Real Data Strategies, Inc. All rights reserved.

DESERT AREA MULTIPLE LISTING SERVICE

Entry Level Homes Sold

Sales Price Less than \$500,000 by Property City and Zip Code



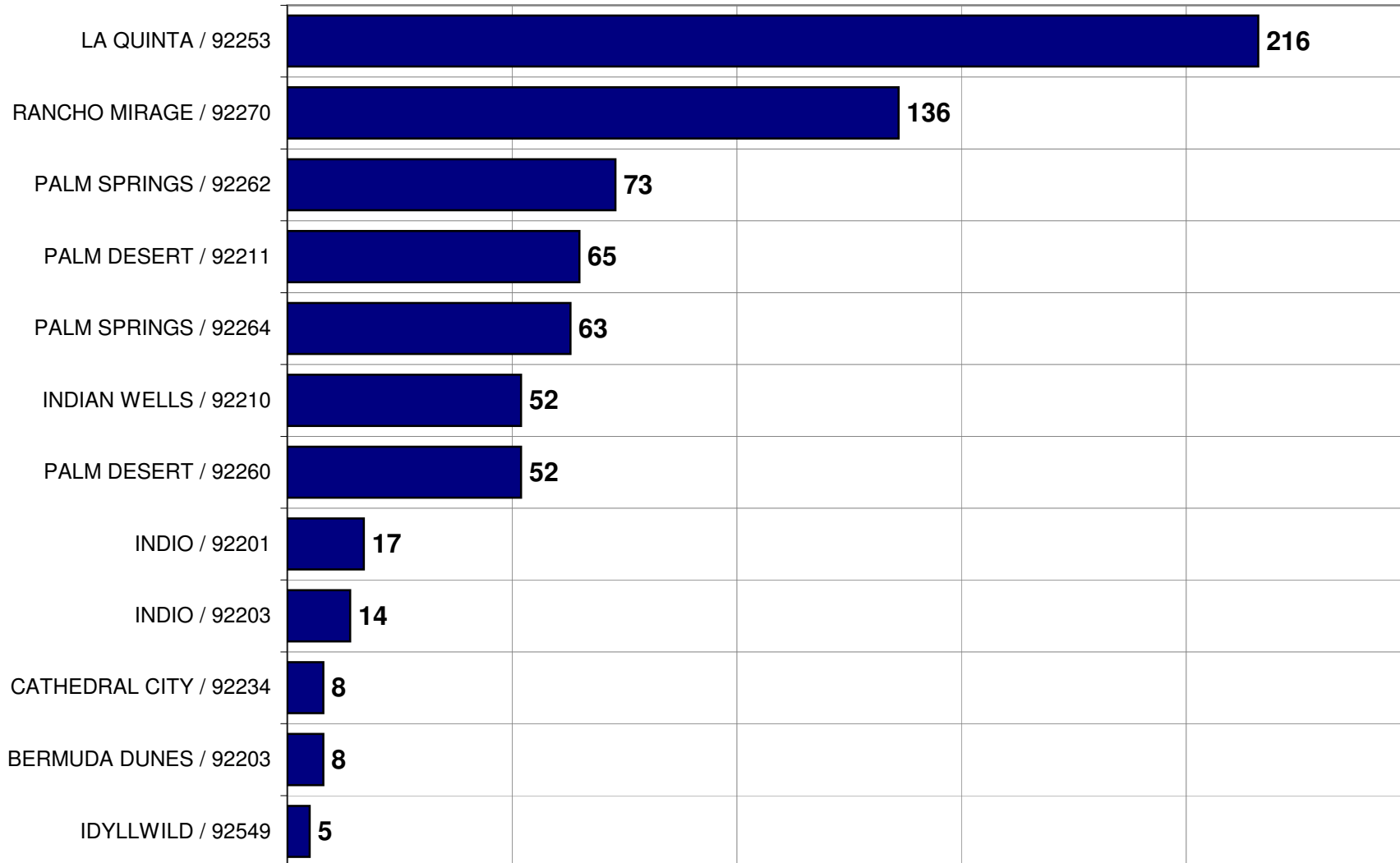
LA QUINTA / 92253	997
INDIO / 92201	889
PALM DESERT / 92211	784
PALM SPRINGS / 92262	783
CATHEDRAL CITY / 92234	778
DESERT HOT SPRINGS / 92240	710
PALM SPRINGS / 92264	617
INDIO / 92203	601
PALM DESERT / 92260	594
COACHELLA / 92236	443
RANCHO MIRAGE / 92270	417
YUCCA VALLEY / 92284	221
BERMUDA DUNES / 92203	192
INDIAN WELLS / 92210	121
BLYTHE / 92225	103
THOUSAND PALMS / 92276	93
TWENTYNINE PALMS / 92277	92
THERMAL / 92274	79
DESERT HOT SPRINGS / 92241	78
SALTON CITY / 92275	69
JOSHUA TREE / 92252	66
BEAUMONT / 92223	52
IDYLLWILD / 92549	40
MORONGO VALLEY / 92256	38
MECCA / 92254	32
MOUNTAIN CENTER / 92561	28
BANNING / 92220	26
LANDERS / 92285	26
WHITEWATER / 92282	24

Source: Desert Area Multiple Listing Service and its member Association(s) of REALTORS, who are not responsible for its accuracy. Analysis dates are 10/1/2010 – 9/30/2011. Does not reflect all results or all activity in the marketplace due to space limitations and editorial intent. Copyright © 2011, Real Data Strategies, Inc. All rights reserved.

DESERT AREA MULTIPLE LISTING SERVICE

Move Up Level Homes Sold

Sales Price From \$500,000 to \$749,999 by Property City and Zip Code

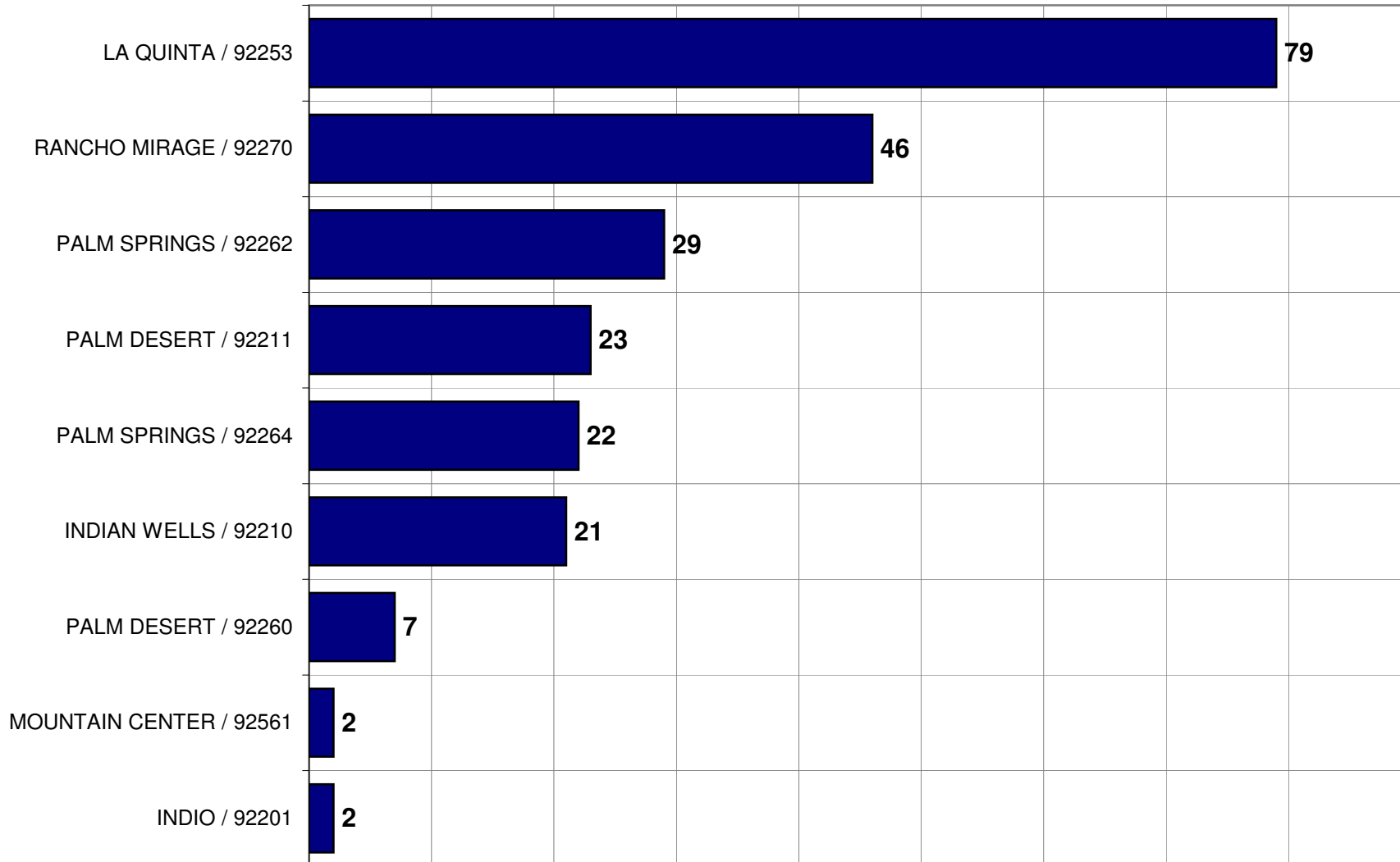


Source: Desert Area Multiple Listing Service and its member Association(s) of REALTORS, who are not responsible for its accuracy. Analysis dates are 10/1/2010 – 9/30/2011. Does not reflect all results or all activity in the marketplace due to space limitations and editorial intent. Copyright © 2011, Real Data Strategies, Inc. All rights reserved.

DESERT AREA MULTIPLE LISTING SERVICE

Upscale Level Homes Sold

Sales Price From \$750,000 to \$999,999 by Property City and Zip Code

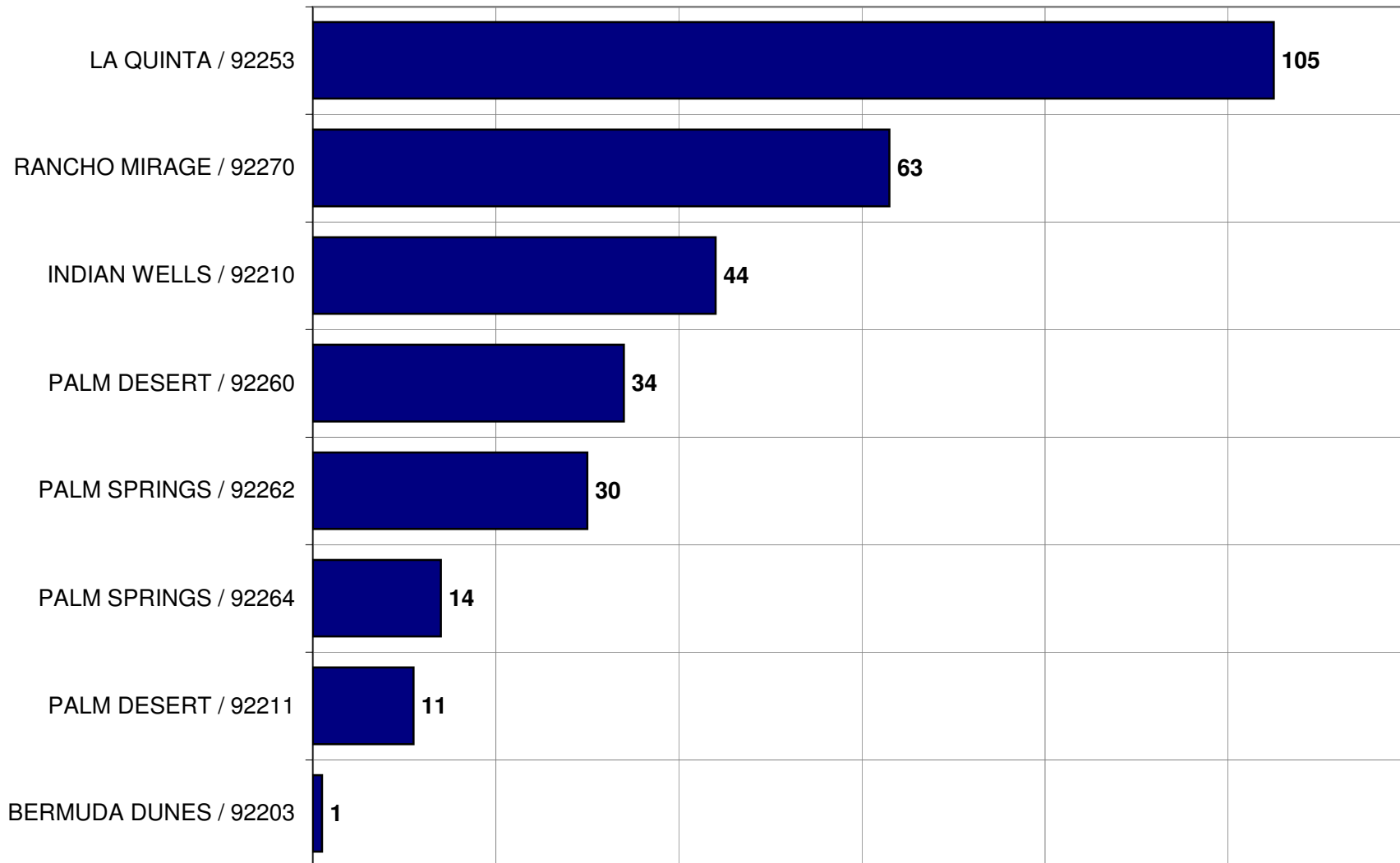


Source: Desert Area Multiple Listing Service and its member Association(s) of REALTORS, who are not responsible for its accuracy. Analysis dates are 10/1/2010 – 9/30/2011. Does not reflect all results or all activity in the marketplace due to space limitations and editorial intent. Copyright © 2011, Real Data Strategies, Inc. All rights reserved.

DESERT AREA MULTIPLE LISTING SERVICE

Luxury Level Homes Sold

Sales Price \$1,000,000 or More by Property City and Zip Code



Source: Desert Area Multiple Listing Service and its member Association(s) of REALTORS, who are not responsible for its accuracy. Analysis dates are 10/1/2010 – 9/30/2011. Does not reflect all results or all activity in the marketplace due to space limitations and editorial intent. Copyright © 2011, Real Data Strategies, Inc. All rights reserved.